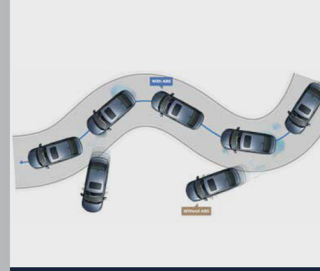


The Honda
Sensing Enabled
New City

THINKS AHEAD



VEHICLE STABILITY ASSIST (VSA)



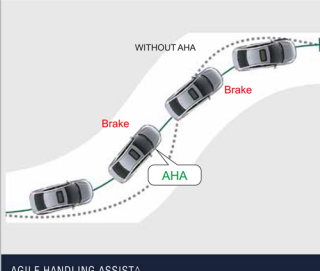
ABS WITH EBD



REAR ISOFIX ANCHORAGES & TETHER



TYRE PRESSURE MONITORING SYSTEM (DEFLATION WARNING SYSTEM)




AGILE HANDLING ASSIST[^]



AUTO DIMMING INSIDE REAR VIEW MIRROR WITH FRAMELESS DESIGN

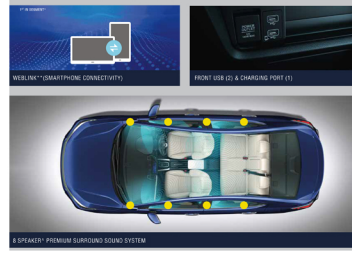

SPECS & COLOURS

<p>OBSIDIAN BLUE PEARL</p>	<p>RADIANT RED METALLIC</p>
<p>PLATINUM WHITE PEARL</p>	<p>GOLDEN BROWN METALLIC</p>
<p>METEOROID GREY METALLIC</p>	<p>LUNAR SILVER METALLIC</p>



IMMOBILIZER WITH ANTI-THEFT ALARM

CITY Highlights



SPECS & COLOURS

ENGINE

Type	Water Cooled Inline 4 Cylinder i-VTEC DOHC with VTC
Displacement (cm ³)	1 498
No. of Valves	16
Power (kW [ps] @ rpm)	89 [121] @ 6 600
Torque (Nm @ rpm)	145 @ 4 300
Fuel Efficiency** (km/l)	17.8 (MT), 18.4 (CVT)

TRANSMISSION

Manual	6 Forward & 1 Reverse
Automatic	CVT (Continuously Variable Transmission)

DIMENSIONS & WEIGHT

Overall Length (mm)	4 574 (SV,V,VX) , 4 583 (ZX)
Overall Width (mm)	1 748
Overall Height(mm)	1 489
Wheelbase (mm)	2 600
Front Track (mm)	1 496
Rear Track (mm)	1 484
Kerb Weight (kg)	1 107 - 1 153
Max. GVW (kg)	1 482 - 1 528
Fuel Tank Capacity (Litres)	40
Seating Capacity (Persons)	5
Boot Space (Litres)	506
Steering System	Collapsible Electric Power Assisted
Turning Circle Radius (m)	5.3

SUSPENSION SYSTEM

Front	McPherson Strut with Coil Spring
Rear	Torsion beam with Coil Spring
Anti-Roll Bar	Torsion Bar Type
Shock Absorbers	Telescopic Hydraulic Nitrogen Gas-filled

BRAKE SYSTEM

Front	Disc (Ventilated)
Rear	Drum
Parking	Mechanically activating on Rear Wheels


TYRES & WHEELS

Wheel Type	15x6 J Steel & Alloy, 16x6 J Alloy
Tyre Type & Size	Tubeless Radial 185/60 R15 84H, 185/55 R16 83H
Spare Wheel Type	Steel Wheel

CHROME PACKAGE - ADMIRE



FRONT BUMPER SIDE GARNISH



DOOR LOWER GARNISH



TAIL LAMP GARNISH



TRUNK GARNISH

